



FYNE
AUDIO

EXPERIENCE **FYNE** AUDIO



FA302iC

FA502iC LCR

HOME INSTALL

IN - CEILING & IN - WALL

FA300iC & FA500iC SERIES

Looking for a discreet multi-room or multi-channel audio system? Fyne Audio has borrowed award winning technology from its high end hi-fi speakers and re-configured it into its Home Install In-Ceiling and In-Wall offering, providing crystal clear hi fi sound that fits neatly into the ceiling or wall of your home.

Available in a 6" or 8" format the entry level FA301iC and FA302iC models integrates FyneFlute™ roll surround technology into Fyne Audio's adjustable coaxial driver which enables you to steer the tweeter towards the listening position with ease.

At the heart of the 3 strong premium FA501iC, FA502iC and FA502iC LCR models is Fyne's point source IsoFlare driver™. Benefiting from Fyne Audio's high-end R&D, the IsoFlare units feature a rigid




multi-fibre cone and FyneFlute roll surround. The high powered compression HF drivers give true point source isotropic radiation for unsurpassed imaging and even frequency response. The FA501iC and FA502iC features 6" and 8" versions respectively, while the FA502iC LCR enhances the IsoFlare with its full range fixed angle to steer the sound toward your optimum listening position.

Installation couldn't be easier with the self aligning clamps and thanks to its unobtrusive magnetic grilles, available in a circular or square design*, access for fine tuning is hassle free.

Fyne Audio's FA300iC and FA500iC Series delivers class-leading hi fi performance and versatility for all.



Featuring the same drive unit technology found in our award-winning F300 and F500 Series.

					
	FA301iC	FA302iC	FA501iC	FA502iC	FA502iC LCR
Application	In-Ceiling / In-Wall	In-Ceiling / In-Wall	In-Ceiling / In-Wall	In-Ceiling	In-Ceiling
Recommended amplifier power (Watt RMS)	25 - 100	25 - 120	30 - 125	30 - 150	30 - 150
Sensitivity (2.83 Volt @ 1m)	89dB	90dB	89dB	91dB	91dB
Frequency Response (-6dB typical room)	44Hz - 28kHz	37Hz - 28kHz	40Hz - 34kHz	35Hz - 34kHz	35Hz - 34kHz
Dispersion	Variable tweeter angle	Variable tweeter angle	Fixed	Fixed	Full range fixed angle
Grille	Round or square	Round or square	Round or square	Round or square	Round
Drive Unit Complement	1 x 150mm (6") multi-fibre bass / midrange cone, FyneFlute™ surround with 25mm Co-axial polyester dome tweeter	1 x 200mm (8") multi-fibre bass / midrange cone, FyneFlute™ surround with 25mm Co-axial polyester dome tweeter	1 x 150mm (6") IsoFlare™ point source driver, multi-fibre bass / midrange cone, FyneFlute™ surround with 25mm titanium dome compression tweeter	1 x 200mm (8") IsoFlare™ point source driver, multi-fibre bass / midrange cone, FyneFlute™ surround with 25mm titanium dome compression tweeter	1 x 200mm (8") IsoFlare™ point source driver, multi-fibre bass / midrange cone, FyneFlute™ surround with 25mm titanium dome compression tweeter
Dimensions - Dia x Depth:	224 x 95mm (8.8 x 3.7")	273 x 115mm (10.7 x 4.5")	224 x 101mm (8.8 x 4.0")	273 x 123mm (10.6" x 4.8")	278 x 157mm (10.9 x 6.2")
Round grille diameter:	232mm (9.1")	281mm (11.1")	232mm (9.1")	281mm (11.1")	288mm (11.3")
Square grille dimensions:	233 x 233mm (9.2 x 9.2")	281 x 281mm (11.1 x 11.1")	233 x 233mm (9.2 x 9.2")	281 x 281mm (11.1 x 11.1")	N/A
Cut-out diameter:	208mm (8.2")	248mm (9.8")	208mm (8.2")	248mm (9.8")	255mm (10.0")
Depth behind mounting surface:	92mm (3.6")	112.5mm (4.4")	99mm (4.0")	120.5mm (4.7")	155mm (6.1")
Clamp travel:	5 - 50mm (0.2 - 2.0")	5 - 50mm (0.2 - 2.0")	5 - 50mm (0.2 - 2.0")	5 - 50mm (0.2 - 2.0")	0 - 26mm (0 - 1.0")

*Square grille is supplied with the FA501iC and FA502iC or an optional extra for FA301iC and FA302iC. FA502LCR is not compatible with the square grille. Fyne Audio reserve the right to amend details of the specification without notice in line with our policy for continuous improvements.

