



SORT LIFT®


INSTRUCTION MANUAL


NORDOST
MAKING THE CONNECTION

The Sort Lift[®] is Nordost's solution to premium cable supports. Utilizing Nordost's new, patent pending Floating Spring Design, the Sort Lift[®] raises audio cables off the ground using minimal points of contact with the cable, both inhibiting any transference of electrical charge from the floor to the cable and eliminating static build-up on the dielectric itself.


Additionally, the flexible nature of the design and the materials used to produce Nordost's Floating Spring System allow the cables being supported to maintain their natural resonance properties while eliminating any interference. Nordost's Sort Lifts[®] are the only products of their kind to truly elevate sound to new heights.

Remove protective wrap from base of Sort Lift[®] before use.




Sort Lifts[®] should be placed so that the cable is completely suspended off the ground. Distance will depend on weight and flexibility of the cable being supported.

When used with Nordost cables, Sort Lifts[®] work best when placed between 0.5 and 1 meter apart. Results may vary when using other cable brands.

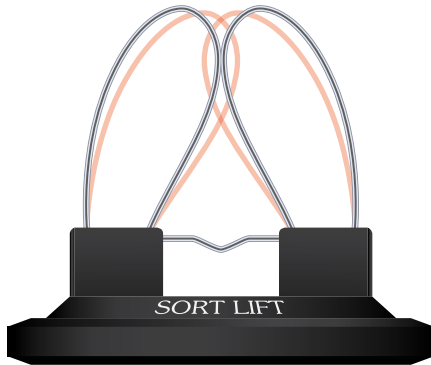


Place flat Loudspeaker Cables between support wings as shown, resting in the crooks of the tension wire supports.



Place power cables, signal cables, and round speaker cables on the tension wire supports. They sit under the support wings and do not need to make contact with them.

Please note that due to material used in manufacturing the Sort Lift® and flexibility needed for its optimum performance, there may be variations in the profile and shape of support wings.



In order to achieve the best results, treat your cables with Nordost Eco 3X before positioning them on the Sort Lifts®. Eco 3X is an anti-static spray. The specialized formula disperses existing static charge from audio gear while inhibiting accumulation in the future. Simply spray a small amount of Eco 3X onto a cloth and wipe the outer jacket of your audio cables, and you will immediately begin to reveal a more relaxed and natural soundstage.



see www.nordost.com/downloads.php for more language options



NORDOST
MAKING THE CONNECTION